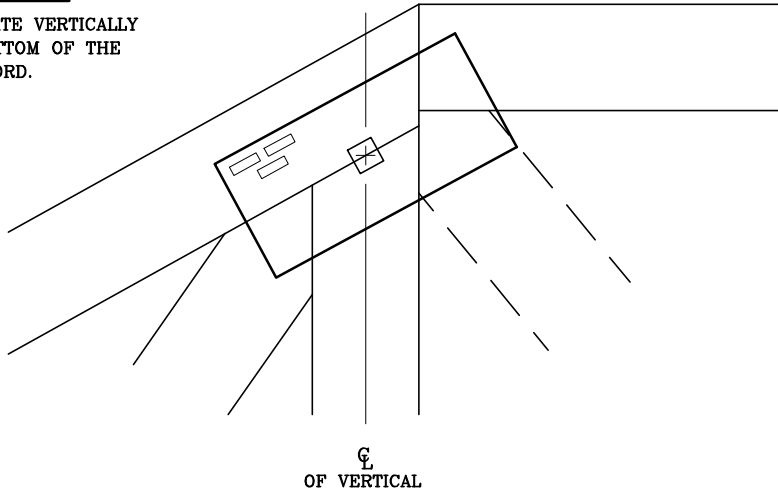


# BREAK JOINT PLATE LOCATION DETAILS

T1

2 WEBS UNDER SLOPED CHORD.

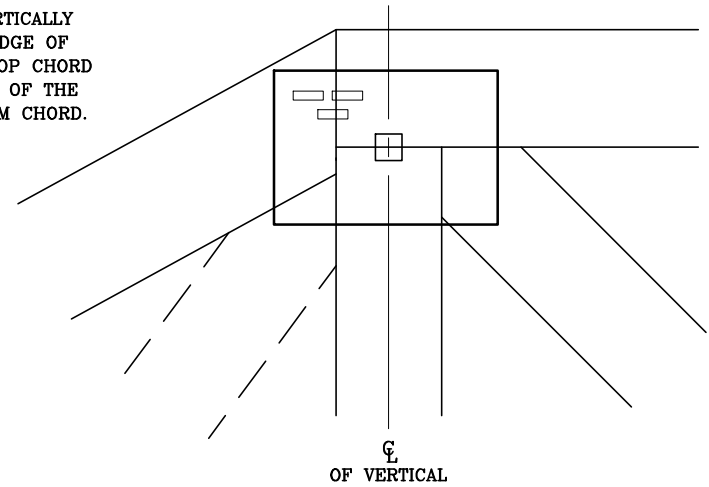
CENTER PLATE VERTICALLY ON THE BOTTOM OF THE SLOPED CHORD.



T2

2 WEBS UNDER HORIZONTAL CHORD.

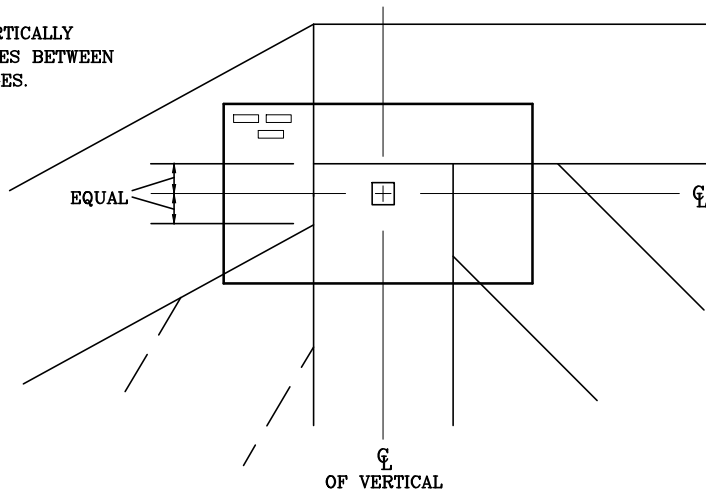
CENTER PLATE VERTICALLY ON THE BOTTOM EDGE OF THE OUTERMOST TOP CHORD OR THE TOP EDGE OF THE OUTERMOST BOTTOM CHORD.



T3

2 WEBS UNDER HORIZONTAL CHORD.

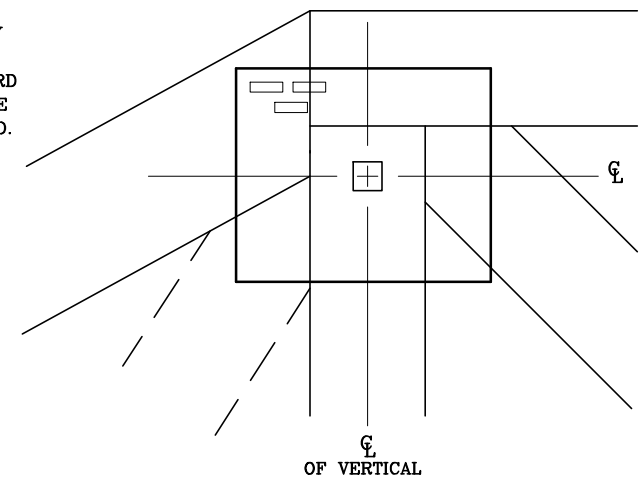
CENTER PLATE VERTICALLY AT EQUAL DISTANCES BETWEEN INSIDE CHORD EDGES.



T4

2 WEBS UNDER HORIZONTAL CHORD.

CENTER PLATE VERTICALLY ON THE BOTTOM EDGE OF THE INNERMOST TOP CHORD OR THE TOP EDGE OF THE INNERMOST BOTTOM CHORD.



155 Harlem Ave  
North Building, 4th Floor  
Glenview, IL 60025

NOTES:  
ALL PLATES ARE CENTERED HORIZONTALLY ON THE CENTERLINE OF THE VERTICAL WEB.  
ALL PLATES ARE CENTERED VERTICALLY AS DESCRIBED IN THE INDIVIDUAL CELLS. THE PLATE WILL BE SHIFTED PERPENDICULAR TO THE CHORD UPON WHICH THE PLATE IS ALIGNED.  
DASHED LINES INDICATE THAT JOINT MAY CONTAIN MORE THAN TWO WEBS.  
□ LOCATES PLATE CENTER.

BREAK JOINT

160  
T

T1 THROUGH T4

DATE 10/01/14