






# PRODUCTIVE EQUIPMENT DEMANDS THE RIGHT COMPUTER

## Upgrade to the NEW Alpine Industrial Computer

The Alpine Industrial Computer is compatible with the following Alpine Equipment:

- 
**Linear Saws**  
 ALS 276 Upgrade, ALS 286, ALS 4.0
- 
**Component Saws**  
 AutoMill RS, AutoMill SC, AutoMill SC Upgrade, AutoMill HP
- 
**Assembly Tables**  
 AutoSet C4, AutoSet Plus



### The computer is the heart of plant automation.

Alpine recognizes the need for a strong industrial computer that will withstand the harsh environment of a component plant. A computer must be able to access data quickly and reliably to minimize unproductive time. It needs the capability to handle all the multitasking required by complex production equipment. Improved efficiency begins with the right computer.

### How to find the ideal mix of capabilities? Alpine designed their own computer!

The new Alpine Industrial Computer is ideal for Alpine equipment. It will keep the shop running at maximum productivity levels, providing a competitive boost to Alpine's customers.

### Why Purchase an Alpine Computer?

Design Feature	Customer Benefit
No moving parts	No wear, increased reliability, longer life, less downtime.
Vibration and shock resistance	Withstands tough plant environment.
2 CFast memory cards	If memory is lost, software can be reloaded quickly. Each computer comes with a spare card.
Increased temperature range	Fully operational from -4°F to 158°F. No waiting for it to warm up in winter. No cooling necessary in hot summer months.
Increases speed of data transfer	Saw will operate faster, increasing production capacity.
Windows® 7 or Windows® IoT	Supported Windows® operating systems.



155 Harlem Avenue  
 North Building – 4th Floor  
 Glenview, Illinois 60025

800-521-9790  
 alpineitw.com

Call Alpine Equipment at  
**800-521-9790**  
 Order yours today